

GAIE Support Office
for Innovation
in Education

International Students Welcome Guide

Need help?

GAIE's Education Unit - Help Center

If you are having trouble accessing Moodle and/or finding your courses, we will be glad to help you!

Find us in office 318 (3rd floor on the right side).

You can also contact us by email or telephone:

Email: gaie.edu@iscap.ipp.pt

Telephone: 00351 220 905 039



Support for
online learning
with **moodle**

Who are we?

GAIE provides consulting services as well as a support system for teachers and students that is enabled through the development of training opportunities, support resources in educational technologies, conception and transformation of pedagogical contents and the dissemination of best practices, methodologies and applications.

What is Moodle?

Moodle is a teaching-learning online platform, where your teachers can:

- Communicate with you;
- Make contents available;
- Assign home and group work

As a student, you can also use this platform to:

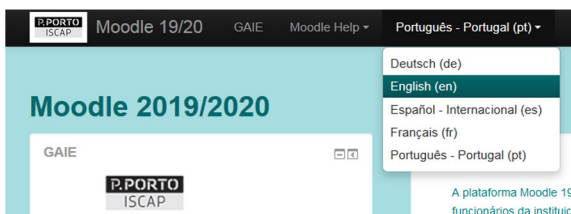
- Communicate with your teachers;
- Download your class materials;
- Submit your homework or group work.

How to access Moodle!

1. Go to ISCAP's website or just type:

<https://online.iscap.ipp.pt/ano201920/>

2. The first thing that you can do is to change the language of the platform (top left corner)



3. After that, on the upper right corner, login with your ISCAP's credentials.

You are not logged in. ([Log in](#))

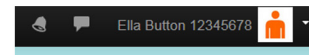
Example:

Username: 120 0000 (Student number)

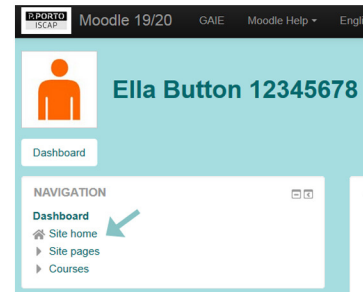
Password: rmD4G7E (request Help Desk*)

* in case you forgot or lost your username/password (office 128, 1st floor).

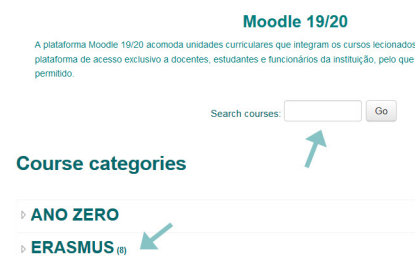
You are now logged in the Moodle platform. Notice that your name appears at the top right corner of the page:



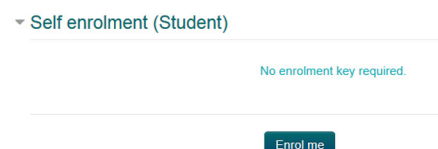
4. The next step is finding your courses. To do that, please go to "Site Home" in order to check all the courses available.



5. After that, you can use the search box that is in the middle of the page to write the **name of the course** or the **name of the teacher** you are looking for.



6. When you find the course you need, it's necessary to click on it and then confirm that you wish to enrol that course pressing "Enrol me".



When you enter the course you can see and use everything your teacher has prepared for you.

Have a great school year!